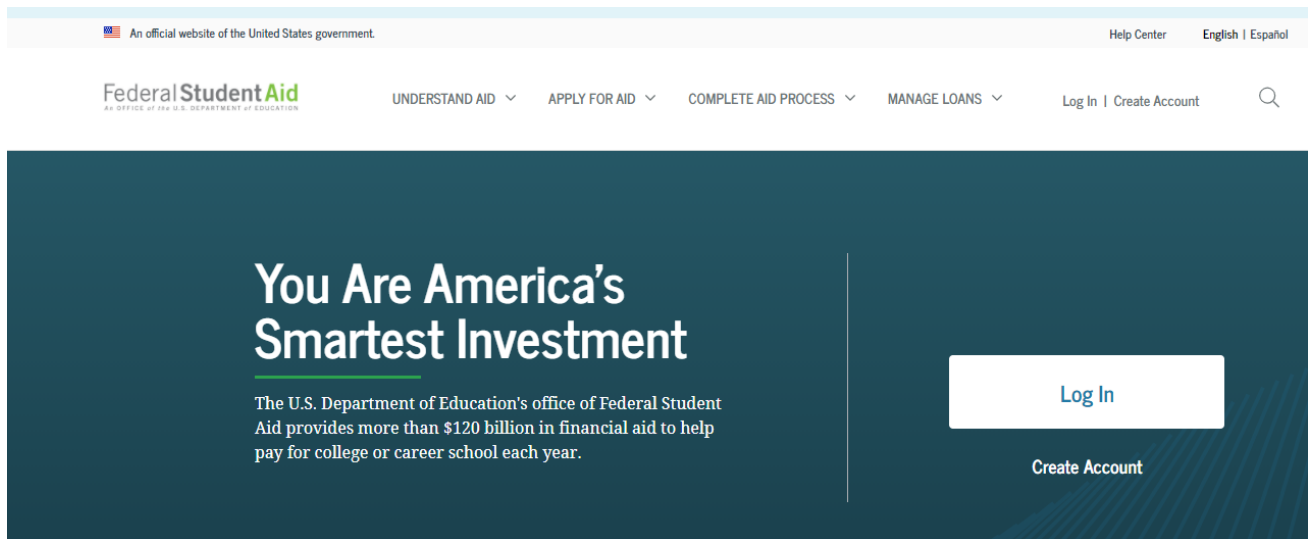




How to Complete a Master Promissory Note and Entrance Counseling

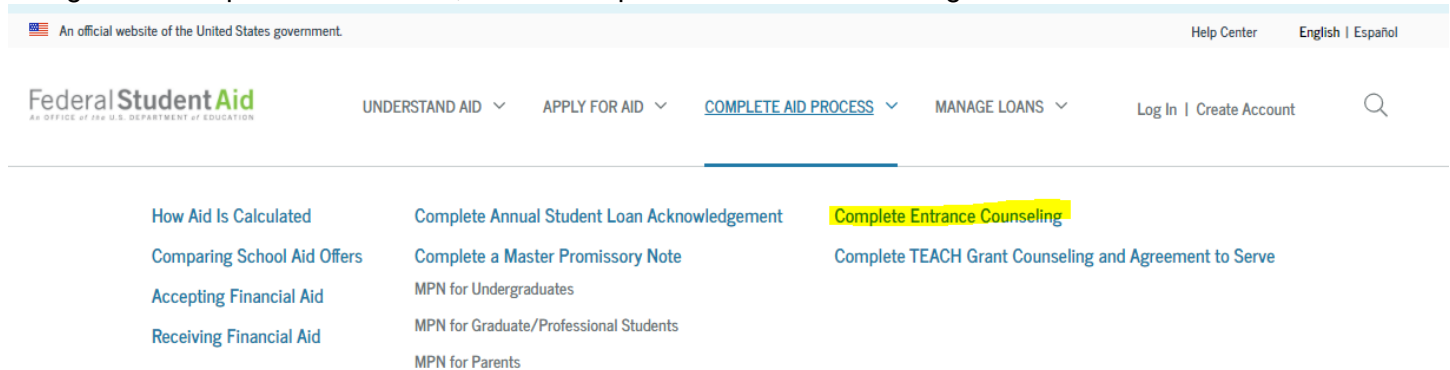
After you have accepted your loans on your Aggie Portal, complete the following steps

1. Sign-in at StudentAid.gov with your FSA ID



2. Entrance Counseling

Navigate to Complete Aid Process, select Complete Entrance Counseling



List OPSU as your school when completing the counseling

3. Master Promissory Note

Navigate to Complete Aid Process and select Complete a Master Promissory Note, MPN for Undergraduate

An official website of the United States government. Help Center English | Español


Federal Student Aid AN OFFICE OF THE U.S. DEPARTMENT OF EDUCATION

UNDERSTAND AID ▾ APPLY FOR AID ▾ COMPLETE AID PROCESS ▾ MANAGE LOANS ▾ Log In | Create Account

How Aid Is Calculated Complete Annual Student Loan Acknowledgement Complete Entrance Counseling
Comparing School Aid Offers **Complete a Master Promissory Note** Complete TEACH Grant Counseling and Agreement to Serve
Accepting Financial Aid **MPN for Undergraduates**
Receiving Financial Aid MPN for Graduate/Professional Students
MPN for Parents

List OPSU as your school when completing the loan agreement.

4. NOTE! If you are completing your MPN before the term starts, you will not see this missing requirement satisfied until we originate your loan.

 Master Promissory Note
Last update: 10/08/2020 MISSING DOCUMENT NEEDED

The loans you have been awarded cannot be processed until you have completed a Master Promissory Note. Go online to StudentAid.gov website and complete "Master Promissory Note". **Note: If you are completing the MPN prior to the start of the semester, the MPN will remain "missing" until the term begins.**